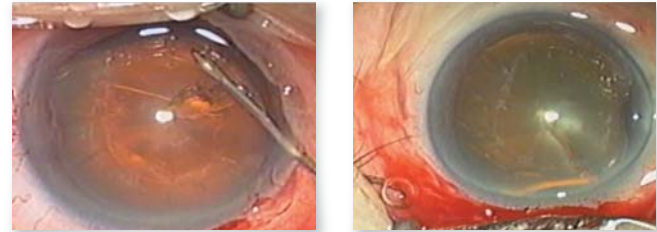


Operation Microscope OMS-710

Superior Red Reflex and Shadow Contrast

The newly designed optics and illumination system afford unsurpassed Red Reflex quality. With combined 2° and 4° illumination, contrast is more natural and the new color temperature in the illumination system, allows for a softer and more detailed view.



Red Reflex

With color temperature filter



Illumination Shutter

The OMS-710 incorporates Illumination Shutter on 4° illumination. Preferable shutter position is selectable to highlight Red Reflex.

Specifications

| | |
|---------------------------|---|
| Magnification Selection | Continuous zoom |
| Eyepiece | 12.5x |
| Objective Lens | f=200mm |
| Magnification Indication | 4.2/5/6/7/8/9/10/11/13/15/17/19/21 |
| Total Magnification | 4.2-21x |
| 1st Arm Length / Rotation | 400mm / 330° |
| 2nd Arm Length / Rotation | 800mm / 300° |
| Arm Load | 9.5-16.0kg |
| Accessory Capacity | 5.5kg |
| Power Voltage | AC100-240V 50/60Hz |
| Filter | Built-in: Heat-absorbing and UV cut filters Flip-in/out: Yellow and Color temperature conversion filters |
| Size | Base : 700 x 700mm Height: 1,746mm |
| Weight | 45°Inclined Binocular Type:184Kg Variable Angle Binocular Type:185Kg |

* Subject to change in design and/or specifications without advanced notice.

IMPORTANT In order to obtain the best results with this instrument, please be sure to review all user instructions prior to operation.

TOPCON CORPORATION
CONNECTING VISIONS 75-1 Hasunuma-cho, Itabashi-ku, Tokyo 174-8580, Japan. Phone: 3-3558-2523/2522 Fax: 3-3965-6898 www.topcon.co.jp

TOPCON MEDICAL SYSTEMS, INC.
111 Bauer Drive, Oakland, NJ 07436, U.S.A.
Phone: +1-201-599-5100 Fax: +1-201-599-5250 www.topconmedical.com

TOPCON MEDICAL LASER SYSTEMS, INC.
3130 Coronado Drive Santa Clara, California 95054 USA
Phone: +1-408-235-8200 Phone (USA only): +1-888-760-8657
Fax: +1-408-235-8259 Email: tmsinfo@topcon.com

TOPCON CANADA INC.
110 Provancher Avenue, Scarborough, ON M1V 1N1 CANADA
Phone: +1-450-430-7771 Fax: +1-450-430-6457 www.topcon.ca

TOPCON EUROPE MEDICAL B.V.
Esseblaan 11, 2908 LJ Capelle a/d IJssel, P.O. Box 145,
2900 AC Capelle a/d IJssel, THE NETHERLANDS
Phone: +31 (0)10-4585077 Fax: +31 (0)10-4585045
E-mail: medical@topcon.nl www.topcon.eu

ITALY OFFICE
Viale dell'Industria 60, 20037 Paderno Dugnano, (Milano), ITALY
Phone: +39-02-9186571 Fax: +39-02-91081091 E-mail: topconitaly@iscall.it www.topcon.it

DENMARK OFFICE
Praestemarkvej 25, 4000 Roskilde, DANMARK
Phone: +45-46-327500 Fax: +45-46-327555
E-mail: topcon@topcondenmark.dk www.topcondenmark.dk

IRELAND OFFICE
Unit 276, Blanchardstown, Corporate Park 2 Ballycoolin Dublin 15, IRELAND
Phone: +353-18075000 Fax: +353-1803915 E-mail: medical@topcon.ie www.topcon.ie

TOPCON S.A.R.L.
BAT A1 3 route de la névotte 93206 SAINT DENIS CEDEX
Tel: +33 1 49 21 23 23 Fax: +33 1 49 21 23 24 E-mail: topcon@topcon.fr www.topcon.fr

TOPCON DEUTSCHLAND G.m.b.H.
Hanns-Martin-Schleyer-Strasse 41, D-47877 Willich, GERMANY
Phone: +49 (0)2154-8650 Fax: +49 (0)2154-865177 E-mail: med@topcon.de www.topcon.de

TOPCON SCANDINAVIA A.B.
Neongatan 2, P.O. Box 25, 43151 Molndal, SWEDEN
Phone: +46 (0)31-7105200 Fax: +46 (0)31-7105249 E-mail: medical@topcon.se www.topcon.se

TOPCON ESPAÑA S.A.
HEAD OFFICE
Frederic Mompou 4 Etc. A Bispos 3, 08960 Sant Just Desvern Barcelona, SPAIN
Phone: +34-93-4734027 Fax: +34-93-4733332 E-mail: medical@topcon.es www.topcon.es

TOPCON (GREAT BRITAIN) LTD.
Topcon House, Kennet Side, Bone Lane, Newbury, Berkshire RG14 5PX, United Kingdom
Phone: +44 (0)1355-551120 Fax: +44 (0)1355-551170 E-mail: medical@topcon.co.uk www.topcon.co.uk

TOPCON POLSKA Sp. z o.o.
ul. Warszawska 23, 42-470 Siewierz, POLAND
Phone: +48 (0)32-6705045 Fax: +48 (0)32-6713405 www.topcon-polska.pl

TOPCON SINGAPORE MEDICAL PTE. LTD.
1 JALAN KILANG TIMOR #05-01 PACIFIC TECH CENTRE SINGAPORE 159393
Phone: +65-6872060 Fax: +65-67736150 E-mail: medical_sales@topcon.com.sg www.topcon.com.sg



TOPCON CORPORATION



TOPCON CORPORATION



TOPCON CORPORATION



Operation Microscope OMS-710

TOPCON
CONNECTING VISIONS

Excellence in Image and Operability

Standard microscope with its coverage of Anterior segment as well as Posterior segment.

OMS-710

Operation Microscope

The OMS-710: Precise in the observation of fine detail and simple to operate.



It provides:

- » Unsurpassed image luminosity with the most natural color and superior Red Reflex.
- » Superb optical performance thanks to its apochromatic optical system that affords bright, vivid images even with reduced illumination intensity.
- » Protection from phototoxicity with low illumination levels and UV/IR cut filters.

Main Microscope Binoculars

Two types of binoculars are available with the OMS-710: 45° Fixed and Variable Inclination adjustable from 45° to 90°, offering a more comfortable observation angle.

Compact Body

The OMS-710's compact base and longer arms allow easy mobility and storage in limited space.

XY Translator

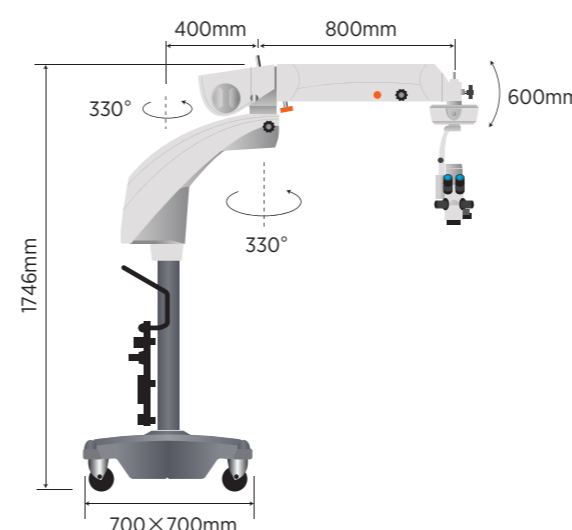
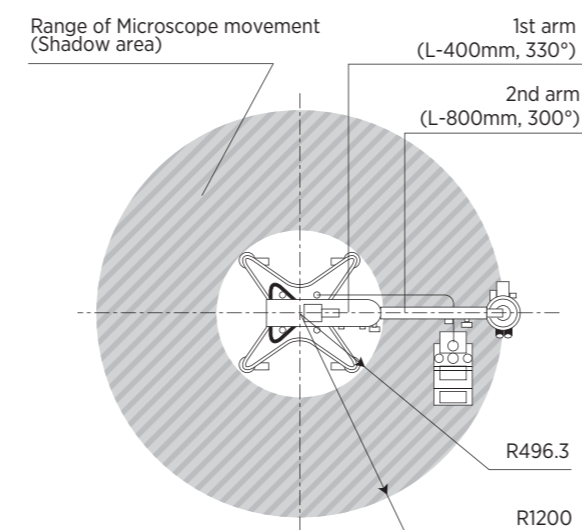
The precise and smooth movement of the X/Y translator provides the surgeon with control and ease of use. The centering button lights up when zoom, focusing mechanism and X/Y movement are set to the initial position.

Touch Panel LCD Monitor

A simple touch-screen LCD monitor allows for a quick and easy change of settings and programs.



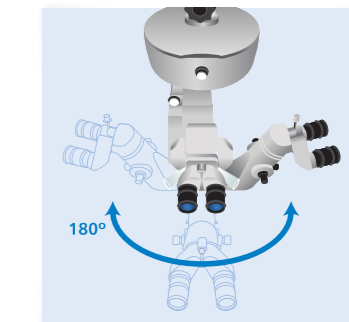
Dimensions



Optional Accessories

» Rotating Assistant Microscope

The Assistant Microscope easily swings from one side to other, pivoting comfort, flexibility and convenience.



» Compact TV Relay Lens

The compact TV Relay Lens allows you to connect 1/2 inch and 1/3 inch CCD cameras either with a C-mount or Bayonet mount without blocking or interfering with the Assistant's microscope movement.



» Coaxial Binocular Observation Tube

The coaxial binocular tube provides the same view as the surgeon. This is useful for education and teaching purposes. Easy to position and simple to adjust, the observation height is identical to the surgeon's.

» Diaphragm Changer

The flip-in diaphragm provides a wider focusing range. Two steps of diaphragm are available.

OMS-710 System Chart

